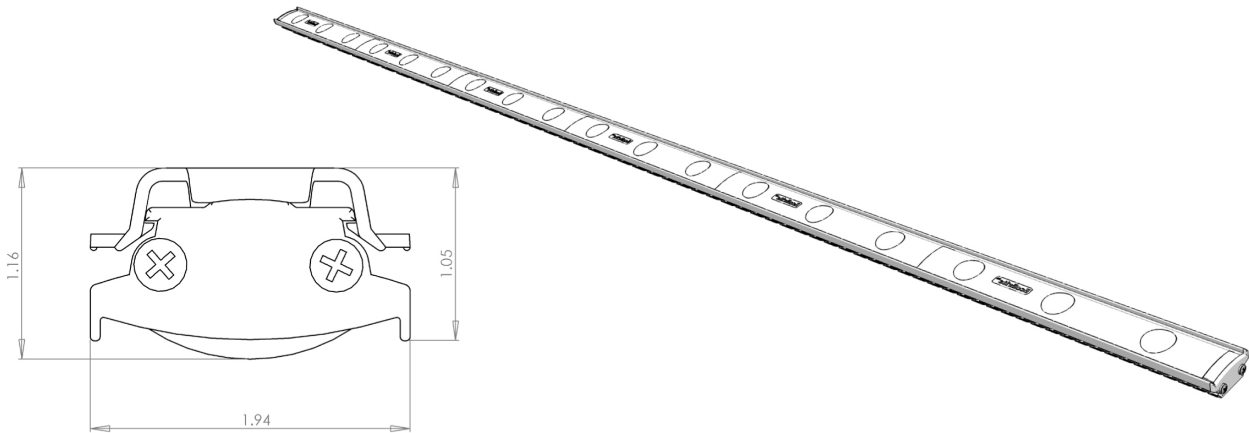


S-SERIES

740

LED SIGNAGE RETROFIT LIGHTS

The S-Series LED signage retrofit lights utilize patented Precision Optical Performance technology for efficient light distribution. The S-Series works great for fluorescent retrofits, giving you more efficient light, and easy install.

PRODUCT DETAILS

Intended Use

The S-Series LED signage lights are designed for cabinet sign retrofit projects.

Construction & Materials

High quality aluminum rails incorporating heat sink technology. Shatter proof optics. High impact resistant mounting clips.

Optical System

Patented Precision Optical Performance (P.O.P.) technology. Several different wide and narrow light distribution options available.

Electrical System

Class 2 low voltage power supply; Input voltage 120V-277V.

Installation

Quick and easy installation using the provided mounting clips.

Listings

UL listed
RoHS compliant
NSF listed

Warranty

The S-Series LED lighting products come with a five year warranty for parts manufactured and furnished by Innovative Lighting, LLC. Standard terms and conditions apply.



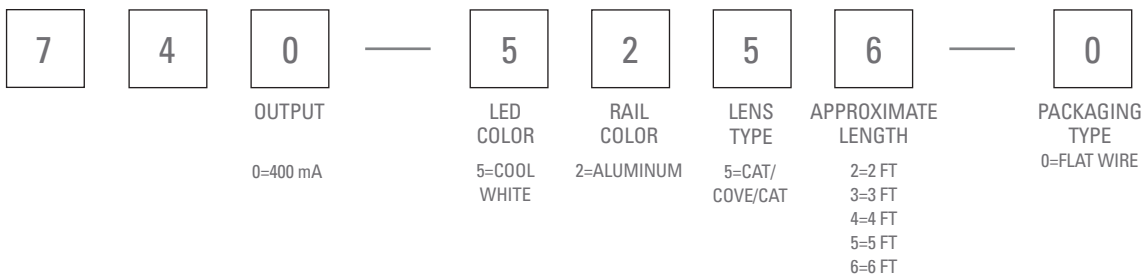
SPEC INFORMATION

Part Number	Number of LEDs	CRI (nominal)	CCT (nominal)	Efficacy	Average L70 Life (hrs)	Dimensions	Weight	Energy (Watts)	Lumens (typical)
740-5256-0	18	73	5650 K	60.4 lm/W	80,000	68.8"L 1.94"W 1.2"D	3.4 lbs	28.8	1995
740-5255-0	15	73	5650 K	60.4 lm/W	80,000	57.5"L 1.94"W 1.2"D	2.8 lbs	24	1662
740-5254-0	12	73	5650 K	60.4 lm/W	80,000	46.25"L 1.94"W 1.2"D	2.3 lbs	19.2	1330
740-5253-0	9	73	5650 K	60.4 lm/W	80,000	35.0"L 1.94"W 1.2"D	1.7 lbs	14.4	997
740-5252-0	6	73	5650 K	60.4 lm/W	80,000	23.75"L 1.94"W 1.2"D	1.3 lbs	9.6	665

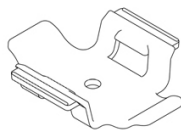
Input voltage is 12V DC.

*Estimated data

PART NUMBER INFORMATION



Power Supply
Regulated Class 2 60W/12V
750-9995-1



Mounting Clip
750-9910-1

