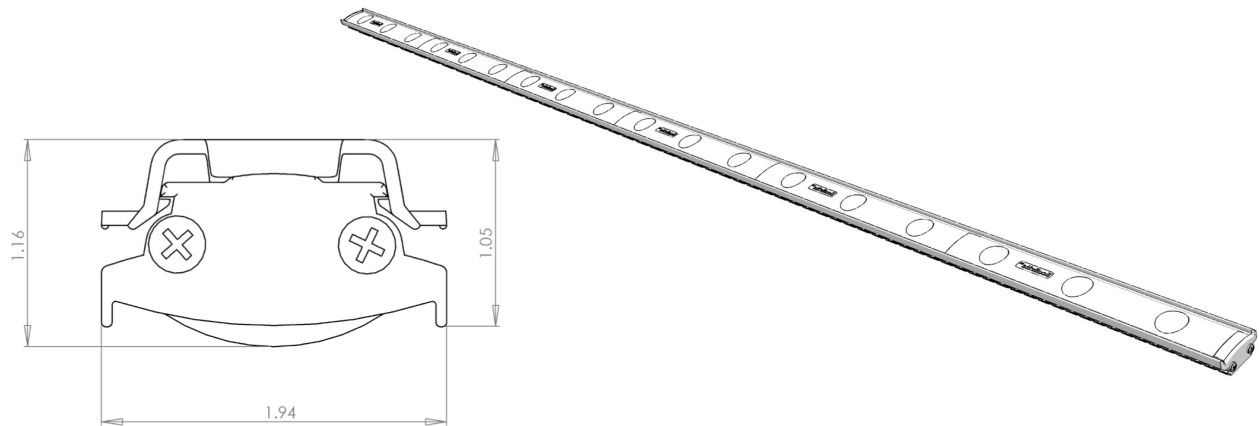


R-SERIES

750/751


REFRIGERATION VERTICAL DOOR LIGHTING

The R-Series LED reach-in door light utilizes patented Precision Optical Performance technology for efficient light distribution across the entire door. The R-series works great on new OEM cases or as a seamless retrofit of the existing fluorescent lighting.

PRODUCT DETAILS

Intended Use

The R-Series LED refrigeration vertical door lights are designed for new OEM cases or retrofit projects.

Construction & Materials

High quality aluminum rail incorporating heat sink technology. Shatter proof optics. High impact resistant mounting clips.

Optical System

Patented Precision Optical Performance (P.O.P.) technology. Custom designed optical lenses distribute the light output throughout the entire display case from top to bottom.

Electrical System

Class 2 low voltage power supply; Input voltage 120V-277V

Installation

Quick and easy installation using the provided mounting clips.

Listings

UL Listed
RoHS Compliant
NSF Listed
DLC Qualified

Warranty

The R-Series LED lighting products come with a five year warranty for parts manufactured and furnished by Innovative Lighting, LLC. Standard terms and conditions apply.

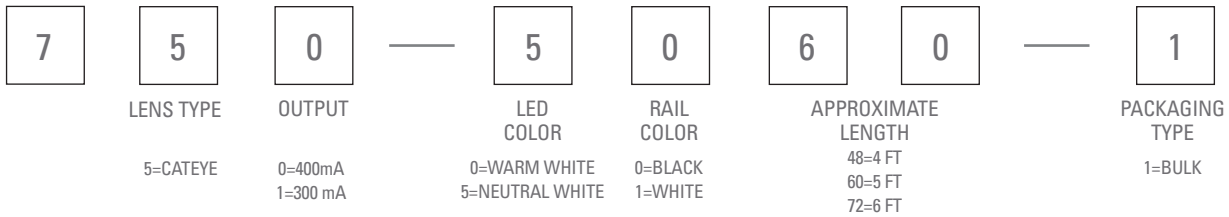


SPEC INFORMATION

Part Number	Number of LEDs	CRI (typical)	Color Temperature	Efficacy	Average L70 Life (hrs)	Dimensions	Input Weight	Energy (Watts)	Lumens (typical)
750-5072-1*	18	70	4100 K	51.9 lm/W	80,000	68.8"L 1.94"W 1.2"D	3.4 lbs	33.7	1750
750-5060-1*	15	70	4100 K	51.7 lm/W	80,000	57.5"L 1.94"W 1.2"D	2.9 lbs	27.7	1430
750-5048-1	12	70	4100 K	52.1 lm/W	80,000	46.25"L 1.94"W 1.2"D	2.3 lbs	23.2	1210
751-5072-1*	18	75	4000 K	60.7 lm/W	80,000	68.8"L 1.94"W 1.2"D	3.4 lbs	26.1	1580
751-5060-1*	15	75	4000 K	60.8 lm/W	80,000	57.5"L 1.94"W 1.2"D	2.9 lbs	21.9	1330
751-5048-1 ¹	12	75	4000 K	60 lm/W	80,000	46.25"L 1.94"W 1.2"D	2.3 lbs	17.5	1060

1: Estimated Values

PART NUMBER INFORMATION

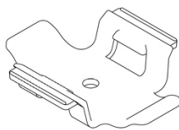


Notes:

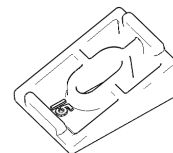
- Typical Warm White is 3500k and Typical Neutral White is 4000k
- Black rail is standard
- 750-5072-1, 750-5060-1, 751-5072-1, and 751-5060-1 are DLC Qualified for a 120V input



Power Supply
Regulated Class 2 60W/12V
750-9995-1



Mounting Clip
750-9911-1



15° Shim
750-9911-1

