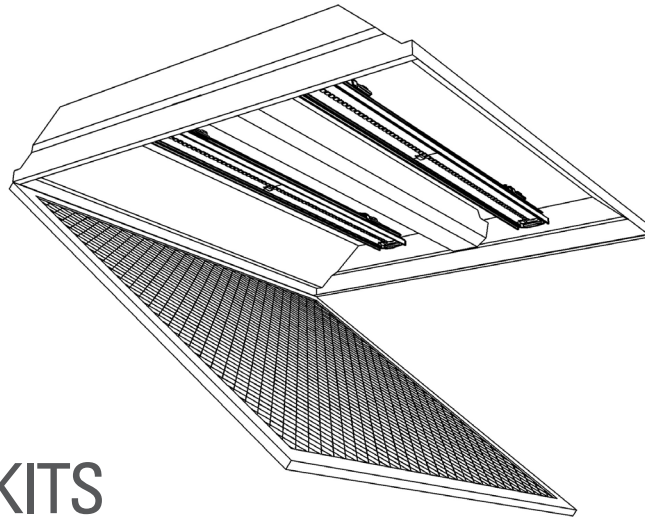


SMOOTH LIGHT C-SERIES

2' X 2'

LED CONVERSION KITS

The Smooth Light C-Series LED troffer conversion kit provides all the benefits of LED lighting with the look of fluorescent tubes. The C-Series kit allows for an easy retrofit of the existing fluorescent lighting tubes & ballast.

PRODUCT DETAILS

Intended Use

The Smooth Light C-Series LED Conversion Kits are designed for retrofitting existing listed fluorescent troffers.

Construction & Materials

High quality aluminum rails incorporating heat sink technology. Mid-Power LEDs for even distribution of light output.

Optical System

The optical system such as a diffuser door or parabolic lenses within your existing troffers will be reused after the LED Conversion Kit has been installed. Replacement doors and lens are also available.

Electrical System

Class 2 low voltage LED driver. Input voltage 110V-277V.

Installation

Quick and easy installation of your existing troffer pans using the provided kit materials. Including LED linear fixtures, mounting clips & hardware.

Listings

UL Classified LED Conversion Kit
RoHS Compliant
DLC Qualified
LED Lighting Facts Approved

Warranty

The Smooth Light C-Series LED lighting products come with a ten year warranty for parts manufactured and furnished by Innovative Lighting, LLC. Standard terms and conditions apply.



SPEC INFORMATION

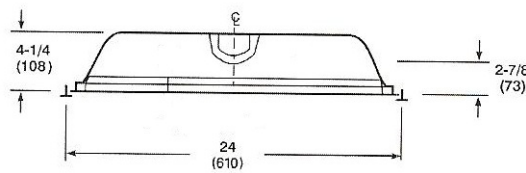
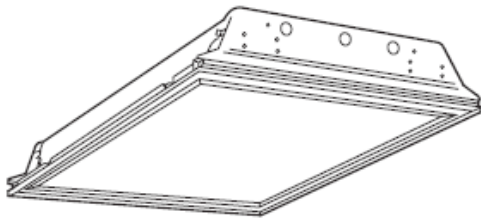
Part Number	Number of LEDs	CRI (nominal)	CCT (nominal)	Efficacy	Average L70 Life (hrs)	Dimensions	Weight	Energy (Watts)	Lumens (typical)
785-5212-4-2	140	85.8	5000 K	95.6 lm/W	120,000	22.6"L 1.94"W (2x) .81"D	2.6 lbs	32.7	3130
785-6212-4-2	140	85.6	4000 K	91.7 lm/W	120,000	22.6"L 1.94"W (2x) .81"D	2.6 lbs	33.5	3070

*785-5212-4-2 kit consists of two 785-5212-1 light fixtures.

PRODUCT DIAGRAMS

Typical 2' x 2' troffer shown.

PRODUCT ILLUSTRATIONS & DIMENSIONS


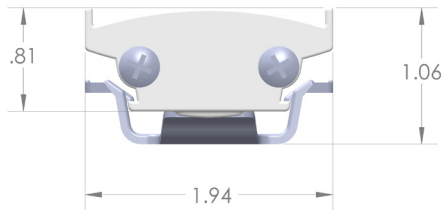


Specifications

Length: 24 (609)
Width: 24 (609)
Depth: 4-1/4 (114)
Weight: 15 lbs (6.8 kg)

All dimensions are inches (millimeters) unless otherwise indicated.

LED FIXTURES INCLUDED



Specifications

Length: 22.6 (574)
Width: 1.94 (49)
Depth: 1.06 (27)
Weight: 2.6 lbs (1.18 kg)

All dimensions are inches (millimeters) unless otherwise indicated.

PART NUMBER INFORMATION

7	8	5	—	5	2	1	2	—	4	—	2
SMOOTH LIGHT	OUTPUT			LED COLOR	RAIL COLOR	LENS TYPE	APPROXIMATE LENGTH				TROFFER WIDTH
				(5=COOL WHITE 6=NEUTRAL WHITE)	(2=ALUMINUM)		(2=2 FT 4=4 FT)				(2=2 FT)

Notes:

- IES files available upon request
- Standard kit includes; LED luminaires, mounting clips, power supply, & mounting hardware
- 785-5212-4-2 is DLC Qualified for a 120V or 240V input voltage

